
Cell Line Data Sheet for COG-N-627x

Cell Line Name: COG-N-627x

Disease: Neuroblastoma
Phase of Therapy: Diagnosis
Treatment: None
Disease Stage: 4
Source of Culture: Tumor
Primary Tumor Site: Abdomen, NOS
Date Established: May 2017

MYCN Status: Amplified
TH expression: Positive

Gender: Male
Age: 3.12 years
Race: NA

Strain of Mice: NSG only
Injection Type: Subcutaneous
Growth Properties: Glows slowly
Please see Protocols section at <https://www.cccells.org/protocols.php>

Human vs. Mouse This PDX model has been tested and confirmed over multiple passages to be above 96% human cells

STR Profile: May be obtained at <https://strdb.cccells.org/>

Notes: The Childhood Cancer Repository has a matching cell line available from this same patient – COG-N-627hnb

Cell Line Data Sheet for COG-N-627x

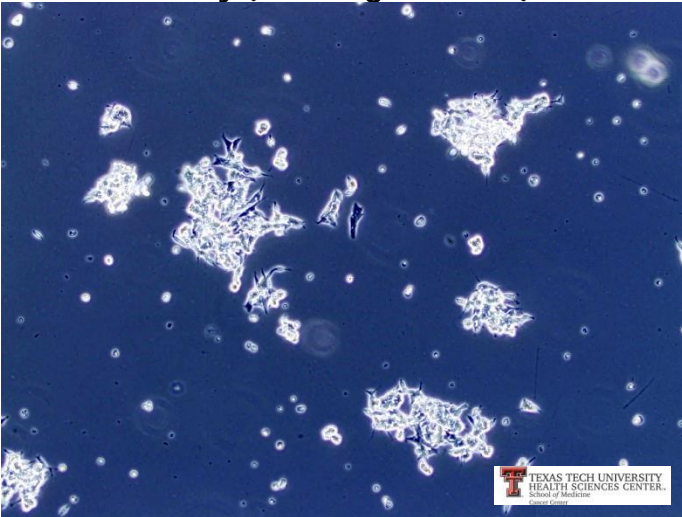
Cell Line Name: COG-N-627x

References:


Cell Line Data Sheet for COG-N-627x

Cell Line Name: COG-N-627x

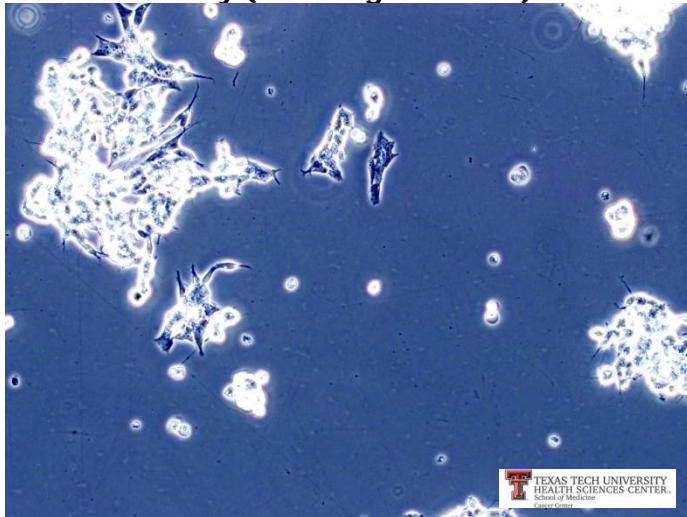
Low confluency (10x magnification)



High confluency (10x magnification)



Low confluency (20x magnification)



High confluency (20x magnification)

